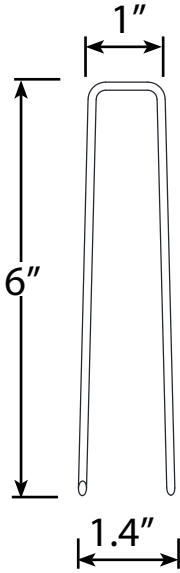
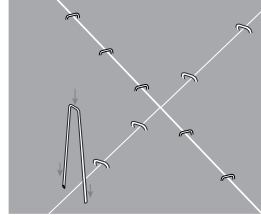


Steel Landscape Staples

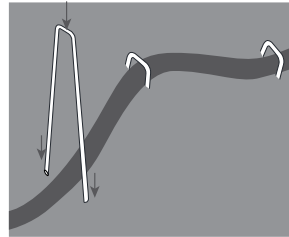
Installation Instructions



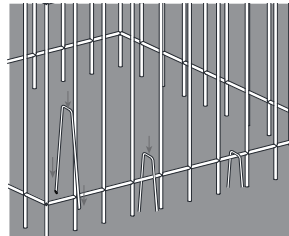
REFER TO FIGURE A-D for use of landscape staple.



A. Position and attach sod or artificial lawn

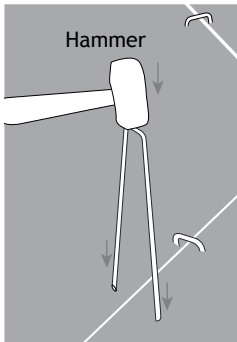


B. Hold down various kinds of pipes or plant vines.



C. Position and hold down wire or mesh fence.

Required Tool



D. Hold down garden weed barriers, tarps, mats, tents, etc.

